



Playback System User Instructions

**Blakeglow Ltd
Unit A4
Hastingwood Trading Estate
35 Harbet Road
London N18 3HT**

**Tel : 020 8884 2495
Fax : 020 8345 5883
Email office@blakeglow.com
Web www.blakeglow.com**

January 2007 issue 2

WELCOME

Congratulations on choosing a home fitted with a Blakeglow system.

Depending on the actual specification of the system, you can distribute your television, video, DVD and satellite throughout your home. The system may also have a number of other capabilities, which may be included as standard or can be added as options. These include infra-red passing for remote controls.

The system uses industry standard cabling types around your home. These cables are used to connect the television outlets.

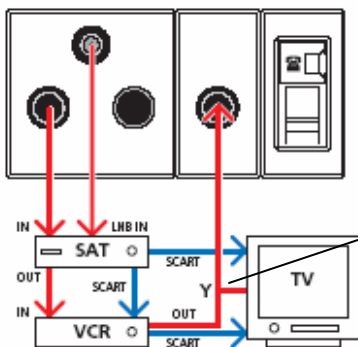
This Owner's Guide is designed to help you get the most from your network system.

For the latest product and technical information, please visit our website:
www.blakeglow.com

TV DISTRIBUTION

The TV system can allow Analogue and Digital terrestrial TV, Satellite TV, FM and DAB (Digital Audio) signals to be distributed to the main TV viewing point and to other rooms around the property. Video sources such as VCR's and DVD's situated at the main TV viewing point may also be viewed at the remote locations. Satellite decoder required. Most DVD players will require a Modulator

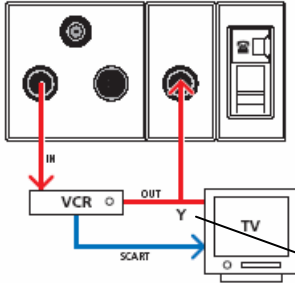
VCR & SATELLITE AT MAIN TV VIEWING POINT



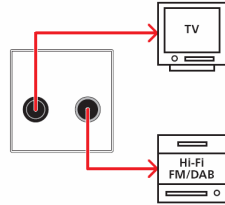
Y CONNECTOR



VCR OR TERRESTRIAL DECODER AT MAIN TV VIEWING POINT



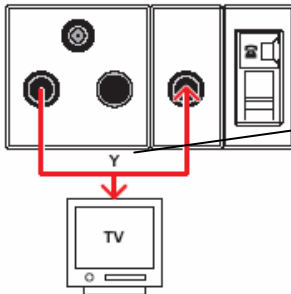
REMOTE LOCATION OUTPUTS




Y CONNECTOR



TELEVISION ONLY AT MAIN TV VIEWING POINT




Y AND LEED



Ensure the TV at the **Main TV Viewing Point** is connected to the TV outlet and **NOT** the FM/DAB outlet.



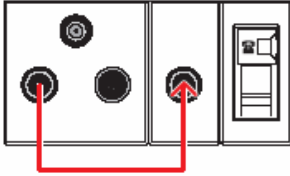
A back to back connector needed in the above example



A short fly lead / jumper

NO EQUIPMENT AT MAIN TV VIEWING POINT

OR



Make sure a connection is in place between the downlink and uplink at the **Main TV Viewing Point** or no signal will be present in the other rooms.

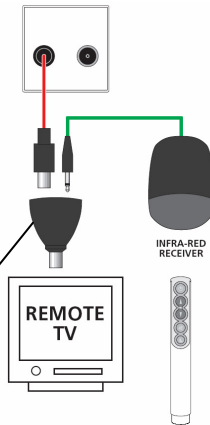


A back to back connector needed in the above example

INFRA-RED PASSING SYSTEM

The infra-red passing system allows you to control central sources such as DVD's and Satellite Decoders from other rooms.

REMOTE LOCATION OUTPUTS



- Ensure the infra-red connector is attached to the TV for the Remote Location to work.

